

USAGE AND OPERATING INSTRUCTIONS FOR FOLDING STEPS

1. Introduction

These use and operating instructions describe how to safely use the folding step ladder.

The instructions for use contain important safety information. Please read these instructions carefully and pay particular attention to all safety instructions before using the folding step ladder.

If you should give this folding step ladder to another person, please also provide him or her with these use and operating instructions.

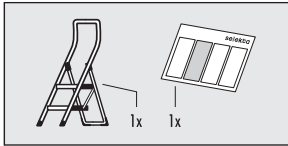
2. Intended use

This folding step ladder is a piece of mobile work equipment that can be used at various locations.

This folding step ladder allows you to carry out small tasks at a height for which the use of other work equipment would not be proportionate (see Ordinance on Industrial Safety and Health).

This folding step ladder may only be used as put forth in the operating instructions. Any other use is different from that intended. We undertake no liability for damages incurred through use of the step ladder in a manner for which it was not intended.

3. Scope of delivery



The folding step ladder is shipped fully assembled.
No further work is required for assembly.

4. General safety guidelines

When using the folding step ladder there is the risk of falling off and/or of tipping over. A fall from and/or the tipping over of the folding step ladder can cause both personal injury and damage to property.

All work carried out with/on the folding step ladder is to be undertaken in a manner that minimises risks.

The folding step ladder is only to be used for light work of short duration. Do not spend long periods of time on the folding step ladder without taking regular breaks (fatigue endangers safe use).

The folding step ladder must be suited for the type of work undertaken and may only be used in the prescribed set-up position. When using the folding step ladder the steps must be in a horizontal position.

Only use the treads provided.

The folding step ladder or parts thereof may not be altered.

Make sure you have a secure grip while working as well as during ascent and descent! Do not move the folding step ladder while it is in use.

Applicable national regulations must be observed, especially during professional use.

5. Safety guidelines



Do not exceed the maximum permissible load of 150 kg.



Ensure a complete and secure opening of the two folding step ladder parts. Do not place the step ladder in an incorrect position.



Do not use the folding step ladder on stairs.



When using the folding step ladder no objects (e.g. doors etc.) are to interfere with the installation and work space.



Do not set up the folding step ladder on an uneven surface (rough terrain).



Do not use the folding step ladder on an unclean surface.



Do not lean out too far to the side. Avoid excessive lateral loads.



Only one person at a time may use the folding step ladder.



Do not use the folding step ladder as a bridge.



Do not use the folding step ladder as a step ladder when it is folded.



Children may not use the folding step ladder.
Take precautions to make sure that children do not play on the folding step ladder.

6. Maintenance / Repair

Care and maintenance of the folding step ladder is necessary to ensure that it functions properly. The folding step ladder must regularly be checked for damage. The proper functioning of the moving parts must be ensured.

Repairs to the folding step ladder must be carried out by a person competent in such matters and in accordance with the manufacturer's instructions.

The cleaning of the folding step ladder, in particular all of its moveable parts, should be undertaken immediately if it is visibly dirty.

Only use commercially available, water-soluble detergent.
Do not use aggressive, abrasive agents.



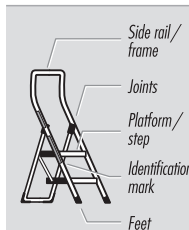
If the folding step ladder is used commercially, then a regular, periodic inspection as to whether it is in proper working order is to be carried out by a qualified person (visual and functional examination).

In this regard the nature, extent and deadlines for the necessary examinations are to be established.

The time intervals for testing are to be based on the operating conditions, in particular on the frequency of use, the stress involved in such use, as well as the frequency and severity of identified defects in previous examinations.

Those using the folding step ladder commercially must also ensure that damaged ones are withdrawn from use and stored so that they can be properly repaired for further use and/or disposed of.

Record of examinations that have been carried out:




7. Transport / Storage

In order to avoid any damage to the folding step ladder during transport (e.g. on roof rack or in the car) it must be properly secured.

The folding step ladder should be stored in an upright position or lying flat and in a dry environment.

Storage must take place in a fashion so as to prevent any damage to the folding step ladder and to protect all parts from weather conditions.



Store the folding step ladder so that it is protected from playing children and it does not pose a hindrance to people (possible risk of tripping).

8. Packaging / Disposal

The packaging is to be disposed of in a manner that complies with applicable local regulations and laws.

After the folding step ladder is no longer suitable for use it must be disposed of in accordance with the applicable regulations.

Steel/aluminum should be made subject to recycling.

Detailed information on these matters may be obtained from your local municipality.



9. Service life

When used for intended purposes and with regular maintenance the folding step ladder is a piece of work equipment that is suitable for long term use.

10. Service / Replacement Parts / Manufacturer Information

For more information on services and replacement parts, contact the manufacturer.

HVS · Daimlerstraße 8 · D-35708 Haiger
Hotline +49 (0) 1 80/50 00 895
(Mo. – Fr. 8.00 – 16.00 Uhr; 14 – 42 ct./min.)
www.hvs-leitern.de